

~ For separated collection of plastic resources (starting in March 2024) ~

Classification	How to put out garbage	Collection day	Main target items
<b>Plastic resources</b> Every _____	<b>Burnable/non-burnable garbage station</b>	Once a week	Egg cartons, food trays, bottles, candy bags, buckets *PET bottles should be disposed of as recyclables. 
<b>Burnable garbage</b> Every _____ & _____		Twice a week [ Mon & Thu or Tue & Fri ]	Kitchen garbage, soiled paper, rubber items, dead leaves, etc. *For dead leaves, etc., use transparent or semi-transparent bags. 
<b>Non-burnable garbage</b> Every _____ st/nd/rd/th _____		Once a month	Metals, glass, ceramics, uncleanable bottles, cans *Wrap breakable items in newspaper, etc., and indicate "ガラス," etc. 
<b>Recyclables</b> Every _____ st/nd/rd/th _____ & _____ st/nd/rd/th _____		<b>Recyclables collection station</b> Separate garbage by type and follow the rules when taking out garbage.	Twice a month
<b>Bulky garbage</b>	Whether you want door-to-door collection or you intend to bring your garbage directly to the facility, make sure to call <b>086-227-5300</b> to make a reservation.		Garbage (one item) that does not fit into the 20-liter fee-based designated bag 
<b>Items to be collected at collection sites</b> <ul style="list-style-type: none"> <li>● Recyclables</li> <li>● Plastic resources</li> <li>● Small household appliances</li> </ul>	<b>Collection Sites</b> Resource Collection Centers City Hall Main Bldg., Ward Offices, Community Centers, Fureai Centers, etc. Resource Collection Centers City Hall Main Bldg., Ward Offices, Environmental Business Division (Branch Bldg. 6F), Cooperating Stores		<b>Target Items</b> All recyclables and plastic resources 4 items (empty cans, spray cans, glass bottles, fluorescent tubes) *Items collected vary depending on the facility. Small household appliances 

Take out garbage to the designated collection station by 8:00 a.m. on the collection day.

(By 7:30 a.m. in some areas) \*Collection times vary depending on traffic conditions and other factors.



How should I take out garbage? /

**Please use the garbage sorting app!**

Issued by: The Resource Recycling Promotion Office, Environmental Business Division, Environment Department, Okayama City Environmental Bureau

iOS terminal Android terminal



From March 2024

# How to take out plastic resources

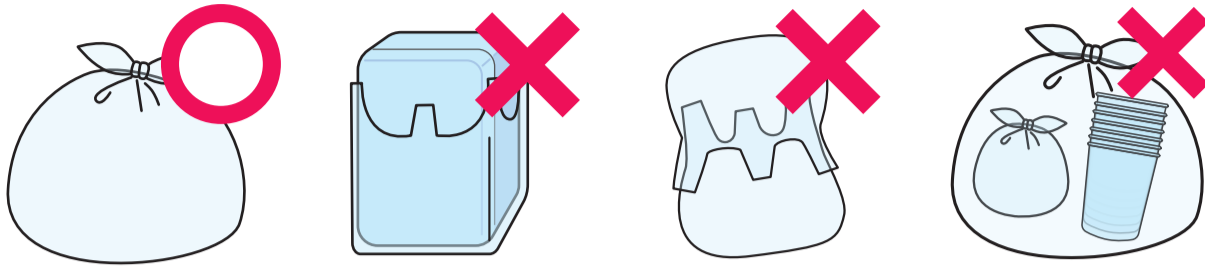


By 8:00 a.m. to the designated place on the designated day

\*By 7:30 a.m. in some areas

## Size guidelines

Transparent or semi-transparent bags of sizes up to 45 liters can be used



Do not put other bagged garbage inside and do not stack cups in a garbage bag.

## Approximate size of bulky garbage

Garbage (one item) that does not fit into

the 20-liter fee-based designated bag



<Request> Thin and long items can cause machine breakdowns at the processing facility. If one side of an item is 50 cm or longer when unfolded, cut it into pieces shorter than 50 cm, even if that item fits into a 20-liter designated garbage bag when folded. Examples: Plastic sheets, hoses, etc.

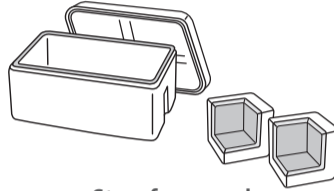
## Items that can be collected as "plastic resources" (Examples)



Containers, cups, and trays that contained food



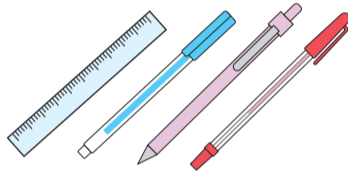
Candy bags, food packages, etc.




Styrofoam and cushioning materials



Shampoo and detergent bottles, etc.



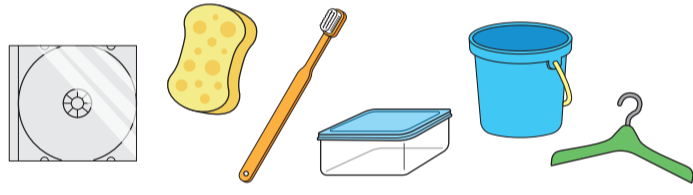
Plastic stationery



Plastic toys



Caps and labels of PET bottles



CDs, DVDs, sponges, toothbrushes, plastic containers and buckets, hangers (metal hooks are acceptable), etc.

## Items that cannot be collected as "plastic resources" (Examples)

Containers, etc., that cannot be cleaned with water (classified as burnable garbage)



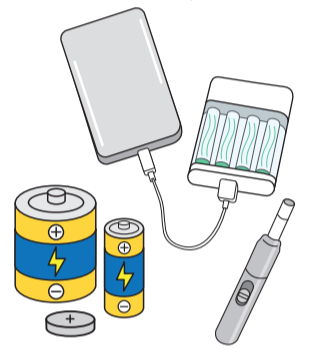
Items used for in-home medical care (classified as burnable garbage)



Thick materials (classified as burnable garbage)



Items that are at risk of causing a fire such as devices using dry cell batteries or rechargeable batteries, electronic cigarettes, etc. (classified as recyclables)



Items with blades (classified as non-burnable garbage)



Small household appliances



PET bottles (classified as recyclables)

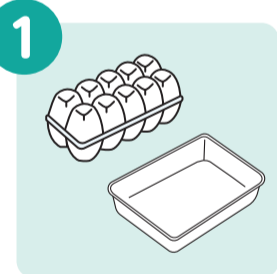


Rubber and silicon products (classified as burnable garbage)



## How resources are collected?

Separate plastics and dispose of items according to the following steps.



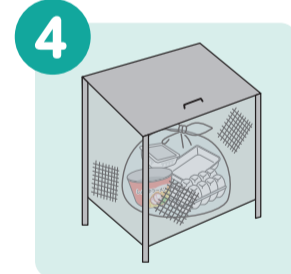
Separate plastics. Labels can be left as they are.



Wipe off or rinse off dirt with water and drain off the water.



Put items in a transparent or semi-transparent bag, not a fee-based designated garbage bag.



Take out to the same collection station as burnable and non-burnable garbage.

## Request

⚠ Never put items such as batteries (devices using dry cell batteries or rechargeable batteries), lighters, razors, and items used for in-home medical care into a bag.

- Electronic devices such as mobile batteries, electronic cigarettes, and electronic device batteries containing lithium-ion batteries, etc. may cause a fire.
- Razors and other items with blades may cause injury to workers during collection and sorting.
- Items used for in-home medical care should be disposed of as burnable garbage. (Needles and other sharp objects should be returned to your healthcare provider or pharmacy.)
- Double or triple bagging of plastics makes bag-breaking and plastic-sorting work cumbersome at the processing facility. Put the plastics directly into a single bag.

## Notice

Collection of "food trays (styrofoam and transparent trays)" at ward offices and community centers, etc., will be discontinued at the end of February 2024.

## When is garbage collection day in my area?

You can find out from the Okayama City website under "Schedule of Garbage Collection Days Okayama."

Schedule of Garbage Collection Days Okayama

Search



## List of contacts for inquiries about household garbage, etc.

\*From a cell phone, call using area code 086.

### How to take out garbage

(Garbage disposal guidance, garbage station related matters, various support systems, subsidies, etc.)

● Kita Ward Office (Branch Bldg.)  
Kita Ward Garbage Control Team  
803-1384

● Naka Ward Office (Branch Bldg.) Naka Ward  
Garbage Control Team  
901-1635

● Minami Ward Office (Branch Bldg.) Minami Ward  
Garbage Control Team  
902-3506

● Higashi Ward Office (Branch Bldg.)  
Higashi Ward Garbage Control Team  
944-5009

\*In some areas, each garbage collection office is in charge.

### Proper Garbage Disposal

● Environmental Business Division  
803-1298

### Garbage Collection Offices

● Nodono Office 214-5841  
● Konan Office 244-1515  
● Toshinden Office 241-6185  
● Saidaiji Office 944-5034

### Garbage Treatment Facilities

● Tobu Clean Center 944-7071  
● Toshinden Environmental Center 246-5145

● Tobu Recycle Plaza · Tobu Resource Collection Center 944-7122

● Tobu Reuse Plaza 944-7132  
● Toshinden Resource Collection Center 241-7859

● Seibu Recycle Plaza · Seibu Resource Collection Center · Seibu Reuse Plaza 214-2650